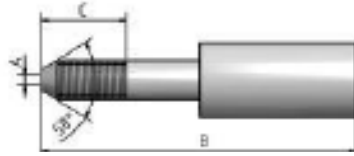
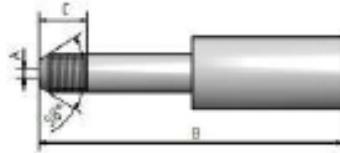


## Conexiones para mangueras de alta presión

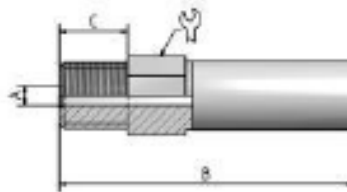
Machos alta presión (tipo lápiz)



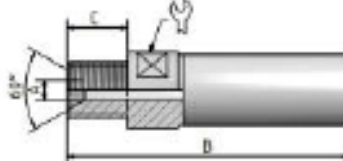
Machos mediana presión



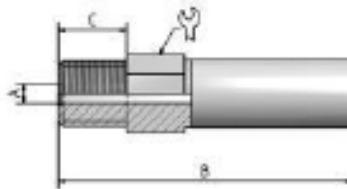
Machos NPT



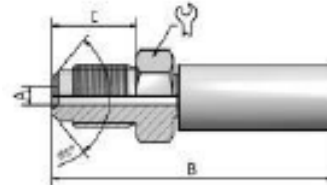
Macho BSP



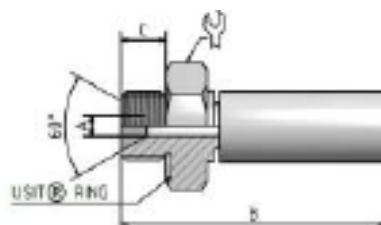
Machos métricos



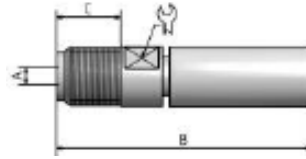
Macho BSP Cono externo 100°



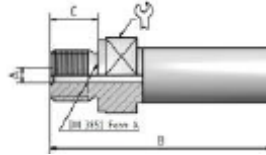
Macho USIT



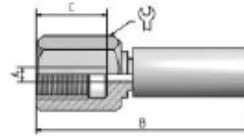
Macho sello cara plana



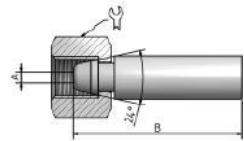
Macho DIN 3852 T2 Forma A



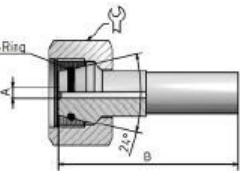
Hembra NPTF



Hembras BSP

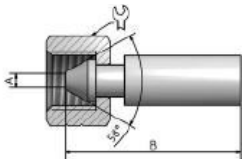


Hembras métricas

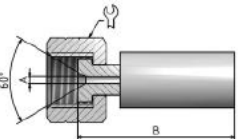


Hembras métricas con O-ring

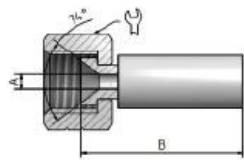
Hembras giratorias tipo M



Hembras HP



Hembra JIC



Si en esta sección no encuentra la conexión que busca llámenos para ver más opciones.